

# J6018 Double Balanced Mixer

6.0 to 18.0 GHz

## Technical Characteristics



Product Features
Multi-octave bandwidth
Broad frequency - input and output
Wide DC to IF frequency response
Low conversion loss
High port-to-port isolation

Maximum Ratings	
Storage Temperature	-65 to +150°C
Operating Temperature Peak	-55 to +125°C
Peak Input Power For Any Single Port	+23dBm Peak
Peak Input Power For Any Port	+26dBm peak
Peak Input Current @ +25° C	100mA

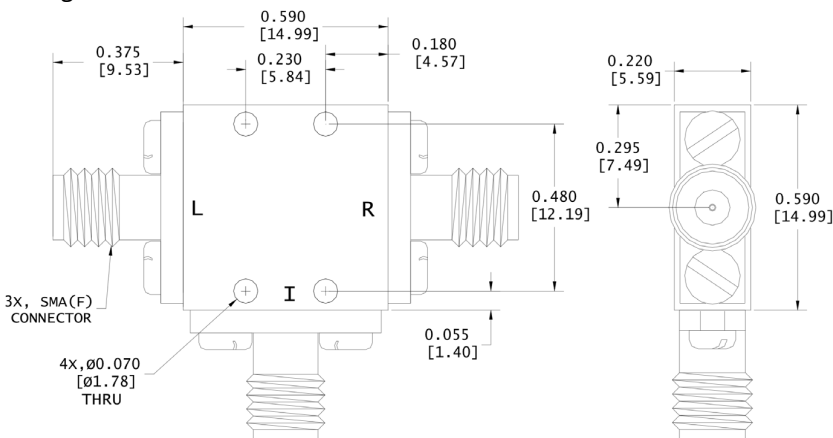
Parameters	Freq. (GHz)	Minimum	Typical	Maximum	Units	Conditions
<b>Conversion Loss</b>						
RF Input	6.0 to 18.0		5.5	7.5	dB	IF = 500 MHz
LO Input	6.0 to 18.0		6.0	7.8	dB	IF = 2000 MHz
IF Output	DC to 4.0		6.5	8.5	dB	IF = 4000 MHz
Conversion Flatness						
<b>Isolation</b>						
LO-RF	6.0 to 18.0	23.0	35.0		dB	
LO-IF	6.0 to 18.0	23.0	35.0		dB	
RF-IF	DC to 4.0	25.0	40.0		dB	
VSWR						
1dB Comp.Point						
J6018L			5.0		dBm	
J6018M			4.0		dBm	
J6018H			10.0		dBm	
J6018N			7.0		dBm	
LO Drive						
J6018L			7.0		dBm	
J6018M			10.0		dBm	
J6018H			16.0		dBm	
J6018N			13.0		dBm	
Input TOIP						
J6018L			11.0		dBm	RF: 9.0 GHz @-6 dBm
J6018M			14.0		dBm	RF: 9.01 GHz @-6 dBm
J6018H			19.0		dBm	

**NOTES:**

1. Measured in a 50 ohm system with nominal LO drive and downconverter application only, unless otherwise specified. The I-port frequency range extends to DC for phase detection, pulse modulation, or attenuator applications. I-port VSWR degrades from a 50 Ω system at LO-IF frequencies.

2. Typical values are measured at +25°C and are not guaranteed.

**Package outline Z**



Product Export Classification  
 ECCN: EAR 99 (unless otherwise specified)  
 HTS: 8541.10.0060



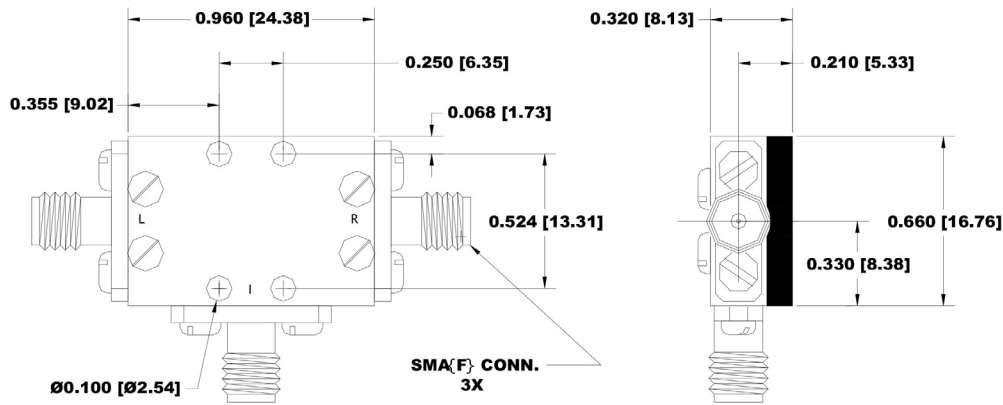
DISCLAIMER: Subject to change without notice.

# J6018 Double Balanced Mixer

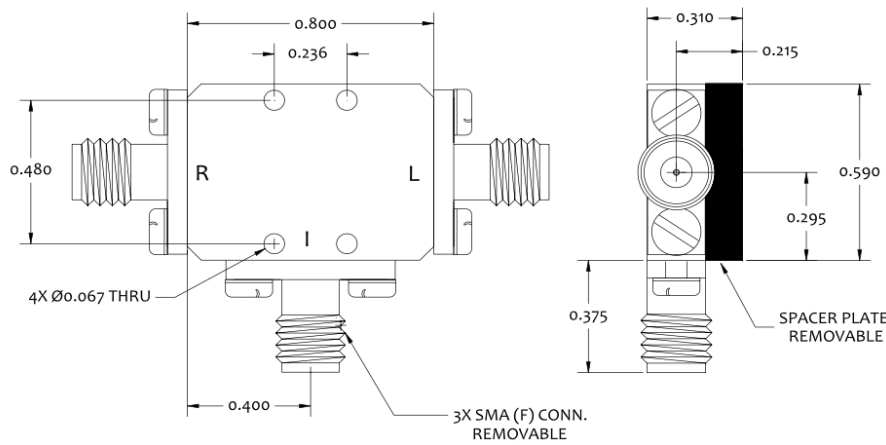
6.0 to 18.0

## Outline Drawings 1 of 2

### Coaxial Package outline 'B'



### Coaxial Package outline 'L'



### Coaxial Package outline 'C'

